

SAMPLE NAME: R&R 30mg Full Spectrum Softgels - Lot 0816

Infused, Colorado Infused

CULTIVATOR / MANUFACTURER
Business Name:
License Number:
Address:
DISTRIBUTOR / TESTED FOR
Business Name: R+R Medicinals

License Number:
Address:

SAMPLE DETAIL
Batch Number: 0816

Sample ID: 230117T003

Date of Sampling: 01/17/2023

Time of Sampling: 5:06 p.m.

Sampler Name:
Sampler Company:
Date Collected: 01/17/2023

Date Received: 01/17/2023

Batch Size:
Sample Size: 2.0 units

Unit Mass: 24.2046 grams per Unit

Serving Size: 0.7119 grams per Serving







Scan QR code to verify authenticity of results.

CANNABINOID ANALYSIS - SUMMARY
Total THC: 52.306 mg/unit
Total CBD: 1270.161 mg/unit
Sum of Cannabinoids: 1394.984 mg/unit
Total Cannabinoids: 1391.208 mg/unit

Total THC/CBD is calculated using the following formulas to take into account the loss of a carboxyl group during the decarboxylation step:

 $Total\ THC = \Delta^9\text{-THC} + (THCa\ (0.877))$
 $Total\ CBD = CBD + (CBDa\ (0.877))$
 $Sum\ of\ Cannabinoids = \Delta^9\text{-THC} + THCa + CBD + CBDa + CBG + CBGa +$
 $THCV + THCVa + CBC + CBCa + CBDV + CBDVa + \Delta^8\text{-THC} + CBL + CBN$
 $Total\ Cannabinoids = (\Delta^9\text{-THC} + 0.877*THCa) + (CBD + 0.877*CBDa) +$
 $(CBG + 0.877*CBGa) + (THCV + 0.877*THCVa) + (CBC + 0.877*CBCa) +$
 $(CBDV + 0.877*CBDVa) + \Delta^8\text{-THC} + CBL + CBN$
TERPENOID ANALYSIS - SUMMARY

39 TESTED, TOP 3 HIGHLIGHTED


Total Terpenoids: 0.0839%

 **α-Bisabolol 0.478 mg/g**
 **β-Caryophyllene 0.136 mg/g**
 **Guaiol 0.127 mg/g**
SAFETY ANALYSIS - SUMMARY
Pesticides:  **PASS**
Mycotoxins:  **PASS**
Residual Solvents:  **PASS**
Heavy Metals:  **PASS**
Microbiology (PCR):  **PASS**
Microbiology (Plating):  **PASS**

For quality assurance purposes. Not a Regulatory Hemp Lab Test Report. These results relate only to the sample included on this report. This report shall not be reproduced, except in full, without written approval of the laboratory.


Sample Certification: 6 CCR 1010-21 Colorado Wholesale Food, Industrial Hemp, and Shellfish Regulations; where applicable

Decision Rule: Statements of conformity (e.g. Pass/Fail) to specifications are made in this report without taking measurement uncertainty into account. Where statements of conformity are made in this report, the following decision rules are applied: PASS - Results within limits/specifications, FAIL - Results exceed limits/specifications.

References: limit of detection (LOD), limit of quantification (LOQ), not detected (ND), not tested (NT), too numerous to count >250 cfu/plate (TNTC), colony-forming unit (cfu)



LOC verified by: Mackenzie Whitman
Job Title: Laboratory Director
Date: 01/25/2023



Approved by: Josh Wurzer
Job Title: President
Date: 01/25/2023




Cannabinoid Analysis

Tested by high-performance liquid chromatography with diode-array detection (HPLC-DAD).

Method: QSP 1157 - Analysis of Cannabinoids by HPLC-DAD

TOTAL THC: 52.306 mg/unit

Total THC (Δ^9 -THC+0.877*THCa)

TOTAL CBD: 1270.161 mg/unit

Total CBD (CBD+0.877*CBDA)

TOTAL CANNABINOIDS: 1391.208 mg/unit

Total Cannabinoids (Total THC) + (Total CBD) + (Total CBG) + (Total THCV) + (Total CBC) + (Total CBDV) + Δ^8 -THC + CBL + CBN

TOTAL CBG: 11.400 mg/unit

Total CBG (CBG+0.877*CBGa)

TOTAL THCV: ND

Total THCV (THCV+0.877*THCVa)

TOTAL CBC: 43.108 mg/unit

Total CBC (CBC+0.877*CBCa)

TOTAL CBDV: 6.124 mg/unit

Total CBDV (CBDV+0.877*CBDVa)

CANNABINOID TEST RESULTS - 01/21/2023

COMPOUND	LOD/LOQ (mg/g)	MEASUREMENT UNCERTAINTY (mg/g)	RESULT (mg/g)	RESULT (%)
CBD	0.004 / 0.011	±1.9173	51.403	5.1403
Δ^9 -THC	0.002 / 0.014	±0.1186	2.161	0.2161
CBC	0.003 / 0.010	±0.0560	1.740	0.1740
CBDA	0.001 / 0.026	±0.0347	1.223	0.1223
CBG	0.002 / 0.006	±0.0228	0.471	0.0471
CBDV	0.002 / 0.012	±0.0103	0.253	0.0253
CBN	0.001 / 0.007	±0.0067	0.233	0.0233
CBL	0.003 / 0.010	±0.0038	0.102	0.0102
CBCa	0.001 / 0.015	±0.0018	0.047	0.0047
Δ^8 -THC	0.01 / 0.02	N/A	ND	ND
THCa	0.001 / 0.005	N/A	ND	ND
THCV	0.002 / 0.012	N/A	ND	ND
THCVa	0.002 / 0.019	N/A	ND	ND
CBDVa	0.001 / 0.018	N/A	ND	ND
CBGa	0.002 / 0.007	N/A	ND	ND
Total THC		±0.1186	2.161	0.2161
SUM OF CANNABINOIDS			57.633 mg/g	5.7633%

Unit Mass: 24.2046 grams per Unit / Serving Size: 0.7119 grams per Serving

Δ^9 -THC per Unit	52.306 mg/unit
Δ^9 -THC per Serving	1.538 mg/serving
Total THC per Unit	52.306 mg/unit
Total THC per Serving	1.538 mg/serving
CBD per Unit	1244.189 mg/unit
CBD per Serving	36.594 mg/serving
Total CBD per Unit	1270.161 mg/unit
Total CBD per Serving	37.358 mg/serving
Sum of Cannabinoids per Unit	1394.984 mg/unit
Sum of Cannabinoids per Serving	41.029 mg/serving
Total Cannabinoids per Unit	1391.208 mg/unit
Total Cannabinoids per Serving	40.918 mg/serving



Terpenoid Analysis

Terpene analysis utilizing gas chromatography-flame ionization detection (GC-FID).

Method: QSP 1192 - Analysis of Terpenoids by GC-FID

1 α-Bisabolol
 A sesquiterpene alcohol with a fragrance that can be described as floral, peppery, sweet and clean. Found in chamomile, figwort, yarrow, skullcaps, lavender, ironwort, germander...etc.

2 β-Caryophyllene
 A sesquiterpene with a fragrance that can be described as spicy, woody, dry, dusty and mildly sweet. It was one of the first organic compounds to fully synthesized in a laboratory and plays a role in the endocannabinoid system as it is a functional CB₂ receptor agonist. Found in black pepper, clove, hops, rosemary, black-jack, perilla, spicebush, Indian pennywort, celery, frankincense, vitex, parsley, marigold, tamarind...etc.

3 Guaiol
 A sesquiterpene alcohol with a fragrance that can be described as floral, piney, herbal and woody. Found in guaiacum, cypress pine, ginseng, melaleuca, goatweed, incense grass...etc.

TERPENOID TEST RESULTS - 01/21/2023

COMPOUND	LOD/LOQ (mg/g)	MEASUREMENT UNCERTAINTY (mg/g)	RESULT (mg/g)	RESULT (%)
α-Bisabolol	0.008 / 0.026	±0.0198	0.478	0.0478
β-Caryophyllene	0.004 / 0.012	±0.0038	0.136	0.0136
Guaiol	0.009 / 0.030	±0.0047	0.127	0.0127
α-Humulene	0.009 / 0.029	±0.0018	0.072	0.0072
Nerolidol	0.006 / 0.019	±0.0013	0.026	0.0026
trans-β-Farnesene	0.008 / 0.025	N/A	<LOQ	<LOQ
α-Pinene	0.005 / 0.017	N/A	ND	ND
Camphene	0.005 / 0.015	N/A	ND	ND
Sabinene	0.004 / 0.014	N/A	ND	ND
β-Pinene	0.004 / 0.014	N/A	ND	ND
Myrcene	0.008 / 0.025	N/A	ND	ND
α-Phellandrene	0.006 / 0.020	N/A	ND	ND
Δ ³ -Carene	0.005 / 0.018	N/A	ND	ND
α-Terpinene	0.005 / 0.017	N/A	ND	ND
p-Cymene	0.005 / 0.016	N/A	ND	ND
Limonene	0.005 / 0.016	N/A	ND	ND
Eucalyptol	0.006 / 0.018	N/A	ND	ND
β-Ocimene	0.006 / 0.020	N/A	ND	ND
γ-Terpinene	0.006 / 0.018	N/A	ND	ND
Sabinene Hydrate	0.006 / 0.022	N/A	ND	ND
Fenchone	0.009 / 0.028	N/A	ND	ND
Terpinolene	0.008 / 0.026	N/A	ND	ND
Linalool	0.009 / 0.032	N/A	ND	ND
Fenchol	0.010 / 0.034	N/A	ND	ND
Isopulegol	0.005 / 0.016	N/A	ND	ND
Camphor	0.006 / 0.019	N/A	ND	ND
Isoborneol	0.004 / 0.012	N/A	ND	ND
Borneol	0.005 / 0.016	N/A	ND	ND
Menthol	0.008 / 0.025	N/A	ND	ND
Terpineol	0.009 / 0.031	N/A	ND	ND
Nerol	0.003 / 0.011	N/A	ND	ND
Citronellol	0.003 / 0.010	N/A	ND	ND
Pulegone	0.003 / 0.011	N/A	ND	ND
Geraniol	0.002 / 0.007	N/A	ND	ND
Geranyl Acetate	0.004 / 0.014	N/A	ND	ND
α-Cedrene	0.005 / 0.016	N/A	ND	ND
Valencene	0.009 / 0.030	N/A	ND	ND
Caryophyllene Oxide	0.010 / 0.033	N/A	ND	ND
Cedrol	0.008 / 0.027	N/A	ND	ND
TOTAL TERPENOIDS			0.839 mg/g	0.0839%



Pesticide Analysis

PESTICIDE TEST RESULTS - 01/24/2023 ✔ PASS

Pesticide and plant growth regulator analysis utilizing high-performance liquid chromatography-mass spectrometry (HPLC-MS) or gas chromatography-mass spectrometry (GC-MS).

*GC-MS utilized where indicated.

Method: QSP 1212 - Analysis of Pesticides and Mycotoxins by LC-MS or QSP 1213 - Analysis of Pesticides by GC-MS

COMPOUND	LOD/LOQ (µg/g)	ACTION LIMIT (µg/g)	MEASUREMENT UNCERTAINTY (µg/g)	RESULT (µg/g)	RESULT
Abamectin	0.032 / 0.097	0.25	N/A	ND	PASS
Acephate	0.006 / 0.018	0.05	N/A	ND	PASS
Acequinocyl	0.009 / 0.027	≥ LOQ	N/A	ND	PASS
Acetamiprid	0.016 / 0.049	0.05	N/A	ND	PASS
Aldicarb	0.030 / 0.090	0.5	N/A	ND	PASS
Allethrin	0.030 / 0.092	0.1	N/A	ND	PASS
Atrazine	0.006 / 0.019	≥ LOQ	N/A	ND	PASS
Azadirachtin	0.082 / 0.248	0.5	N/A	ND	PASS
Azoxystrobin	0.003 / 0.009	0.01	N/A	ND	PASS
Benzovindiflupyr	0.003 / 0.009	0.01	N/A	ND	PASS
Bifenazate	0.003 / 0.009	0.01	N/A	ND	PASS
Bifenthrin	0.021 / 0.064	≥ LOQ	N/A	ND	PASS
Boscalid	0.003 / 0.009	0.01	N/A	ND	PASS
Buprofezin	0.006 / 0.019	≥ LOQ	N/A	ND	PASS
Carbaryl	0.007 / 0.020	0.025	N/A	ND	PASS
Carbofuran	0.003 / 0.008	0.01	N/A	ND	PASS
Chlorantraniliprole	0.006 / 0.018	≥ LOQ	N/A	ND	PASS
Chlorfenapyr*	0.005 / 0.015	1.5	N/A	ND	PASS
Chlorpyrifos	0.013 / 0.039	0.5	N/A	ND	PASS
Clofentezine	0.003 / 0.009	0.01	N/A	ND	PASS
Clothianidin	0.008 / 0.025	0.025	N/A	ND	PASS
Coumaphos	0.003 / 0.010	0.01	N/A	ND	PASS
Cyantraniliprole	0.003 / 0.010	0.01	N/A	ND	PASS
Cyfluthrin	0.052 / 0.159	≥ LOQ	N/A	ND	PASS
Cypermethrin	0.051 / 0.153	≥ LOQ	N/A	ND	PASS
Cyprodinil	0.003 / 0.008	0.01	N/A	ND	PASS
Daminozide	0.026 / 0.077	≥ LOQ	N/A	ND	PASS
Deltamethrin	0.059 / 0.180	≥ LOQ	N/A	ND	PASS
Diazinon	0.006 / 0.017	≥ LOQ	N/A	ND	PASS
Dichlorvos (DDVP)	0.012 / 0.038	0.05	N/A	ND	PASS
Dimethoate	0.003 / 0.009	0.01	N/A	ND	PASS
Dimethomorph	0.016 / 0.050	≥ LOQ	N/A	ND	PASS
Dinotefuran	0.010 / 0.030	0.05	N/A	ND	PASS
Diuron	0.013 / 0.040	≥ LOQ	N/A	ND	PASS
Dodemorph	0.012 / 0.035	≥ LOQ	N/A	ND	PASS
Endosulfan sulfate	0.016 / 0.048	2.5	N/A	ND	PASS
Endosulfan-α*	0.004 / 0.014	2.5	N/A	ND	PASS
Endosulfan-β*	0.006 / 0.019	2.5	N/A	ND	PASS
Ethoprophos	0.003 / 0.009	0.01	N/A	ND	PASS
Etofenprox	0.014 / 0.042	≥ LOQ	N/A	ND	PASS
Etoxazole	0.007 / 0.020	≥ LOQ	N/A	ND	PASS

Continued on next page



Pesticide Analysis *Continued*

PESTICIDE TEST RESULTS - 01/24/2023 *continued* ✔ PASS

COMPOUND	LOD/LOQ (µg/g)	ACTION LIMIT (µg/g)	MEASUREMENT UNCERTAINTY (µg/g)	RESULT (µg/g)	RESULT
Etridiazole*	0.002 / 0.005	0.15	N/A	ND	PASS
Fenhexamid	0.003 / 0.008	≥ LOQ	N/A	ND	PASS
Fenoxycarb	0.003 / 0.010	0.01	N/A	ND	PASS
Fenpyroximate	0.007 / 0.020	≥ LOQ	N/A	ND	PASS
Fensulfothion	0.003 / 0.010	0.01	N/A	ND	PASS
Fenthion	0.003 / 0.010	0.01	N/A	ND	PASS
Fenvalerate	0.033 / 0.099	≥ LOQ	N/A	ND	PASS
Fipronil	0.003 / 0.010	0.01	N/A	ND	PASS
Flonicamid	0.007 / 0.022	0.025	N/A	ND	PASS
Fludioxonil	0.003 / 0.010	0.01	N/A	ND	PASS
Fluopyram	0.003 / 0.009	0.01	N/A	ND	PASS
Hexythiazox	0.003 / 0.010	≥ LOQ	N/A	ND	PASS
Imazalil	0.003 / 0.009	0.01	N/A	ND	PASS
Imidacloprid	0.003 / 0.010	0.01	N/A	ND	PASS
Iprodione	0.077 / 0.233	0.5	N/A	ND	PASS
Kinoprene	0.077 / 0.233	1.25	N/A	ND	PASS
Kresoxim-methyl	0.006 / 0.019	0.15	N/A	ND	PASS
λ-Cyhalothrin	0.068 / 0.206	≥ LOQ	N/A	ND	PASS
Malathion	0.003 / 0.009	0.01	N/A	ND	PASS
Metalaxyl	0.003 / 0.010	0.01	N/A	ND	PASS
Methiocarb	0.003 / 0.008	0.01	N/A	ND	PASS
Methomyl	0.008 / 0.025	0.025	N/A	ND	PASS
Methoprene	0.172 / 0.521	≥ LOQ	N/A	ND	PASS
Mevinphos	0.008 / 0.024	0.025	N/A	ND	PASS
MGK-264	0.015 / 0.047	≥ LOQ	N/A	ND	PASS
Myclobutanil	0.003 / 0.009	0.01	N/A	ND	PASS
Naled	0.021 / 0.064	≥ LOQ	N/A	ND	PASS
Novaluron	0.002 / 0.005	0.025	N/A	ND	PASS
Oxamyl	0.017 / 0.051	1.5	N/A	ND	PASS
Paclobutrazol	0.003 / 0.010	0.01	N/A	ND	PASS
Parathion-methyl	0.016 / 0.050	≥ LOQ	N/A	ND	PASS
Pentachloronitrobenzene*	0.004 / 0.012	≥ LOQ	N/A	ND	PASS
Permethrin	0.056 / 0.168	≥ LOQ	N/A	ND	PASS
Phenothrin	0.016 / 0.047	≥ LOQ	N/A	ND	PASS
Phosmet	0.007 / 0.020	≥ LOQ	N/A	ND	PASS
Piperonyl Butoxide	0.010 / 0.029	1.25	N/A	ND	PASS
Pirimicarb	0.003 / 0.009	0.01	N/A	ND	PASS
Prallethrin	0.015 / 0.046	≥ LOQ	N/A	ND	PASS
Propiconazole	0.027 / 0.080	≥ LOQ	N/A	ND	PASS
Propoxur	0.003 / 0.008	0.01	N/A	ND	PASS
Pyraclostrobin	0.003 / 0.010	0.01	N/A	ND	PASS

Continued on next page



Pesticide Analysis *Continued*

PESTICIDE TEST RESULTS - 01/24/2023 *continued* ✔ PASS

COMPOUND	LOD/LOQ (µg/g)	ACTION LIMIT (µg/g)	MEASUREMENT UNCERTAINTY (µg/g)	RESULT (µg/g)	RESULT
Pyrethrins	0.016 / 0.049	≥ LOQ	N/A	ND	PASS
Pyridaben	0.005 / 0.017	0.02	N/A	ND	PASS
Pyriproxyfen	0.003 / 0.009	≥ LOQ	N/A	ND	PASS
Resmethrin	0.013 / 0.039	0.05	N/A	ND	PASS
Spinetoram	0.003 / 0.010	0.01	N/A	ND	PASS
Spinosad	0.003 / 0.010	0.01	N/A	ND	PASS
Spirodiclofen	0.031 / 0.093	≥ LOQ	N/A	ND	PASS
Spiromesifen	0.016 / 0.050	≥ LOQ	N/A	ND	PASS
Spirotetramat	0.003 / 0.010	0.01	N/A	ND	PASS
Spiroxamine	0.020 / 0.062	≥ LOQ	N/A	ND	PASS
Tebuconazole	0.003 / 0.010	0.01	N/A	ND	PASS
Tebufozide	0.003 / 0.008	0.01	N/A	ND	PASS
Teflubenzuron	0.007 / 0.022	0.025	N/A	ND	PASS
Tetrachlorvinphos	0.003 / 0.008	0.01	N/A	ND	PASS
Tetramethrin	0.021 / 0.063	≥ LOQ	N/A	ND	PASS
Thiabendazole	0.006 / 0.020	≥ LOQ	N/A	ND	PASS
Thiacloprid	0.003 / 0.009	0.01	N/A	ND	PASS
Thiamethoxam	0.003 / 0.010	0.01	N/A	ND	PASS
Thiophanate-methyl	0.013 / 0.040	≥ LOQ	N/A	ND	PASS
Trifloxystrobin	0.003 / 0.009	0.01	N/A	ND	PASS



Mycotoxin Analysis

MYCOTOXIN TEST RESULTS - 01/22/2023 ✔ PASS

COMPOUND	LOD/LOQ (µg/kg)	ACTION LIMIT (µg/kg)	MEASUREMENT UNCERTAINTY (µg/kg)	RESULT (µg/kg)	RESULT
Aflatoxin B1	1.6 / 5.0	5	N/A	ND	PASS
Aflatoxin B2	1.4 / 4.1		N/A	ND	
Aflatoxin G1	1.6 / 4.9		N/A	ND	
Aflatoxin G2	1.6 / 5.0		N/A	ND	
Total Aflatoxin		20		ND	PASS
Ochratoxin A	1.6 / 5.0	5	N/A	ND	PASS

Mycotoxin analysis utilizing high-performance liquid chromatography-mass spectrometry (HPLC-MS).

Method: QSP 1212 - Analysis of Pesticides and Mycotoxins by LC-MS



Residual Solvents Analysis

Residual Solvent analysis utilizing gas chromatography-mass spectrometry (GC-MS).

Method: QSP 1204 - Analysis of Residual Solvents by GC-MS

Total Butanes = n-Butane + 2-Methylpropane (Isobutane)
Total Heptanes = 2,2-Dimethylpentane (Neoheptane) + 2,3-Dimethylpentane + 2,4-Dimethylpentane + 3,3-Dimethylpentane + 2,2,3-Trimethylbutane (Triptane) + 2-Methylhexane (Isoheptane) + 3-Methylhexane + 3-Ethylpentane + n-Heptane
Total Xylenes = 1,2-Dimethylbenzene (o-Xylene) + 1,3-Dimethylbenzene (m-Xylene) / 1,4-Dimethylbenzene (p-Xylene)

RESIDUAL SOLVENTS TEST RESULTS - 01/24/2023 PASS

COMPOUND	LOD/LOQ (µg/g)	ACTION LIMIT (µg/g)	MEASUREMENT UNCERTAINTY (µg/g)	RESULT (µg/g)	RESULT
Propane	0.234 / 0.781	1000	N/A	ND	PASS
2-Methylpropane (Isobutane)	0.052 / 0.173		N/A	ND	
n-Butane	0.019 / 0.063		N/A	ND	
Total Butanes		1000		ND	PASS
n-Pentane	0.310 / 1.033	1000	N/A	ND	PASS
n-Hexane	0.110 / 0.366	60	N/A	ND	PASS
2,2-Dimethylpentane (Neoheptane)	0.493 / 1.642		N/A	ND	
2,3-Dimethylpentane	1.009 / 3.365		N/A	ND	
2,4-Dimethylpentane	0.737 / 2.458		N/A	ND	
3,3-Dimethylpentane	0.198 / 0.660		N/A	ND	
2,2,3-Trimethylbutane (Triptane)	0.521 / 1.738		N/A	ND	
2-Methylhexane (Isoheptane)	0.610 / 2.034		N/A	ND	
3-Methylhexane	0.235 / 0.785		N/A	ND	
3-Ethylpentane	0.304 / 1.012		N/A	ND	
n-Heptane	13.12 / 43.72		N/A	ND	
Total Heptanes		1000		ND	PASS
Benzene	0.089 / 0.295	2	N/A	ND	PASS
Toluene	0.115 / 0.382	180	N/A	ND	PASS
1,3-Dimethylbenzene / 1,4-Dimethylbenzene	0.451 / 1.502		N/A	ND	
1,2-Dimethylbenzene (o-Xylene)	0.387 / 1.289		N/A	ND	
Total Xylenes		430		ND	PASS
Methanol	5.534 / 16.77	600	±0.297	22.84	PASS
Ethanol	8.984 / 27.23	1000	N/A	<LOQ	PASS
2-Propanol (Isopropyl Alcohol)	8.421 / 25.52	1000	N/A	ND	PASS
Acetone	9.510 / 28.82	1000	N/A	<LOQ	PASS

Heavy Metals Analysis

Heavy metal analysis utilizing inductively coupled plasma-mass spectrometry (ICP-MS).

Method: QSP 1160 - Analysis of Heavy Metals by ICP-MS

HEAVY METALS TEST RESULTS - 01/21/2023 PASS

COMPOUND	LOD/LOQ (µg/g)	ACTION LIMIT (µg/g)	MEASUREMENT UNCERTAINTY (µg/g)	RESULT (µg/g)	RESULT
Arsenic	0.02 / 0.1	1.5	N/A	ND	PASS
Cadmium	0.02 / 0.05	0.5	N/A	ND	PASS
Lead	0.04 / 0.1	0.5	N/A	ND	PASS
Mercury	0.002 / 0.01	1.5	N/A	ND	PASS



Microbiology Analysis

PCR AND PLATING

Analysis conducted by polymerase chain reaction (PCR) and fluorescence detection of microbiological contaminants.

Method: QSP 1221 - Analysis of Microbiological Contaminants

Analysis conducted by 3M™ Petrifilm™ and plate counts of microbiological contaminants.

Method: QSP 6794 - Plating with 3M™ Petrifilm™

MICROBIOLOGY TEST RESULTS (PCR) - 01/25/2023 ✔ PASS

COMPOUND	ACTION LIMIT	RESULT	RESULT
Shiga toxin-producing <i>Escherichia coli</i>	Not Detected in 25g	ND	PASS
<i>Salmonella</i> spp.	Not Detected in 25g	ND	PASS

MICROBIOLOGY TEST RESULTS (PLATING) - 01/25/2023 ✔ PASS

COMPOUND	ACTION LIMIT (cfu/g)	RESULT (cfu/g)	RESULT
Total Aerobic Bacteria	10000	ND	PASS
Total Yeast and Mold	1000	ND	PASS
Coliforms	100	ND	PASS